


















# NANAIMO AIRPORT PARKING MAP

VERSION 2.4 - JANUARY, 2021

- |   |                                     |   |                          |   |                      |
|---|-------------------------------------|---|--------------------------|---|----------------------|
|  | METERED PICK UP/DROP OFF PARKING    |  | PASSENGER DROP OFF ONLY  |  | PAY PARKING KIOSK    |
|  | MAIN PARKING (FILLS FIRST)          |  | TAXI AND SHUTTLES        |  | DISABLED PARKING     |
|  | ADDITIONAL PARKING (FILLS SECOND)   |  | PRIMARY BUS PARKING      |  | FAMILY PARKING       |
|  | OVERFLOW PARKING (HIGH VOLUME ONLY) |  | SECONDARY BUS PARKING    |  | EV CHARGING STATIONS |
|  | CAR RENTAL RETURN                   |  | SAFE PEDESTRIAN WALKWAYS |   |                      |
|  | RESERVED                            |  | TENANT PARKING           |   |                      |
|   |                                     |  | EMPLOYEE PARKING         |   |                      |

